

DRY

TERMINAL

Front



Side



Top



3D



SPECIFICATION

VOLTAGE

12v

CCA (EN)

300A

CAPACITY (20h)

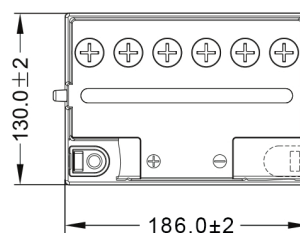
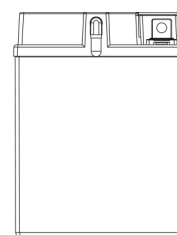
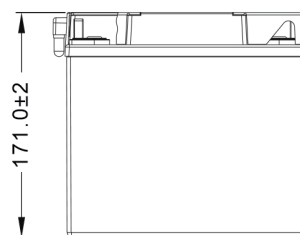
30.0Ah

CAPACITY (10h)

-

DIMENSIONS & WEIGHT

LENGTH	186±2mm
WIDTH	130±2mm
TOTAL HEIGHT	171±2mm
GROSS WEIGHT	8.21kg



FEATURES

- LEAD ACID DRY CHARGED CONSTRUCTION
- NO ACID IN CELLS BEFORE ACTIVATION
- NEED TO BE FILLED BEFORE FIRST USE
- HAS TO BE CHECKED PERIODICALLY AND REFILLED IF NECESSARY
- UPRIGHT INSTALLATION ONLY
- REGULAR LIFE DURATION
- DOESN'T NEED TO BE RECHARGED DURING SHELF LIFE

POLARITY



MOUNTING ANGLES

